

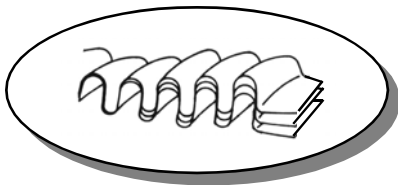

MULTI-PLY EXHAUST BELLOWS 321SS **FOR LONGER SERVICE LIFE AT SHORTER OAL**

FBX SERIES

- FLEXIBLE LENGTH = 6"
- AXIAL MOVEMENT = 1.5" MAX

FBXL SERIES

- FLEXIBLE LENGTH = 9"
- AXIAL MOVEMENT = 3" MAX



MULTI-PLY BELLOWS CONSTRUCTION

- Constructed from T321 stainless steel
- Movement rated at 3,000 plus cycles
- Greater vibration absorption
- Better heat dissipation

SHORTER OAL

- Easy, quick installation
- Lightweight, compact
- Saves space
- High interchangeability

INTERNAL STAINLESS STEEL LINER (OPTIONAL)

- Provides insulating effect to reduce the temperature on the bellows and increase service life

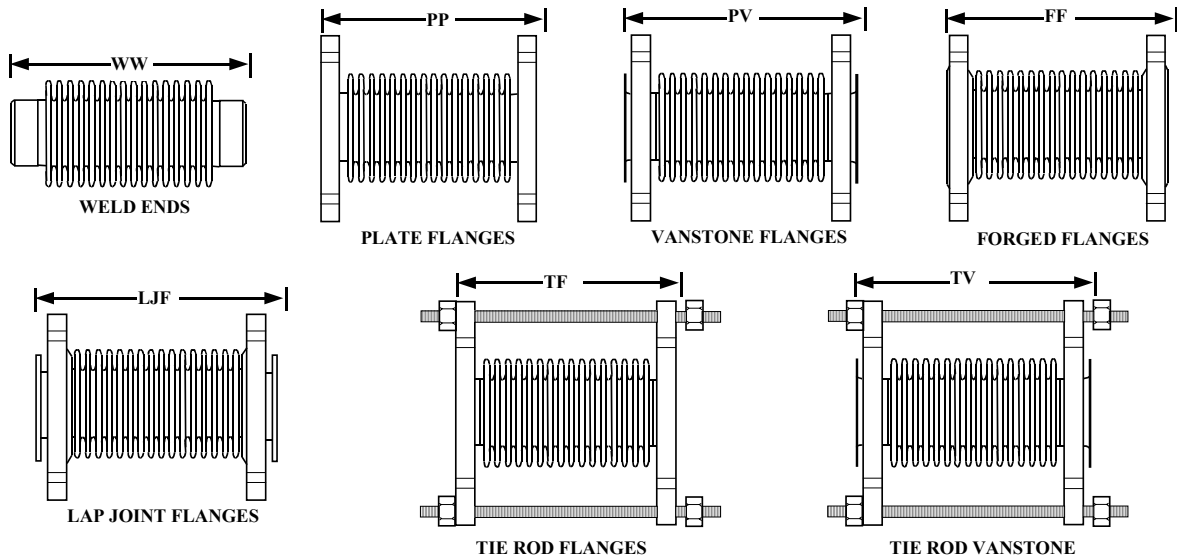
FITTING ARRANGEMENTS:

- **WW** = Weld Ends
- **PP** = Plate Steel Flanges
- **PV** = Plate Steel Floating Flanges on *Vanstone* Rings
- **FF** = Forged steel flanges
- **LJF** = Forged steel floating flanges
- **TF** = Plate steel tie rod flanges
- **TV** = Plate steel tie rod floating flanges
- Other Fittings Available on Request

STAINLESS STEEL T321 MULTI-PLY EXHAUST BELLOWS SERIES FBX AND FBXL

SIZE		SERIES FBX 1 1/2" AXIAL TRAVEL BELLOWS					SERIES FBXL 3" AXIAL TRAVEL BELLOWS				
I.D. (INCHES)	O.D. (INCHES)	NUMBER OF CORRUGATIONS	LIVE LENGTH (INCHES)	LATERAL MOTION (INCHES)	AXIAL SPRING RATE (LBS/IN)	LATERAL SPRING RATE (LBS/IN)	NUMBER OF CORRUGATIONS	LIVE LENGTH (INCHES)	LATERAL MOTION (INCHES)	AXIAL SPRING RATE (LBS/IN)	LATERAL SPRING RATE (LBS/IN)
3.5	4.24	22	6	0.875	170	110	33	9	1.25	113	32
4.5	5.50	22	6	0.875	215	220	33	9	1.25	143	65
5.5	7.00	13	6	0.750	108	177	20	9	1.125	70	48
6.63	8.08	13	6	0.625	125	281	20	9	1.00	81	77
8.63	10.08	13	6	0.500	157	577	20	9	1.00	102	158
10.75	12.73	10	6	0.500	80	415	14	9	1.00	57	151
12.75	14.73	10	6	0.438	93	659	14	9	0.875	66	240
14.00	16.38	8	6	0.375	127	1194	12	9	0.750	84	354
16.00	18.38	8	6	0.312	143	1728	12	9	0.750	95	512
18.00	20.38	8	6	0.300	157	2362	12	9	0.625	105	700

FITTING STYLES



FITTING LENGTHS (EACH) ADD TO LIVE LENGTH TO GET O/A LENGTH					
NOMINAL SIZE	STYLE WW	STYLE PP - PV	STYLE FF	STYLE LJF	STYLE TF - TV
3	2.5	.75	1.19	2.5	.75
4	2.5	.75	1.31	3.0	.75
5	2.5	.75	1.44	3.0	.75
6	3	.75	1.56	3.5	.75
8	3	.75	1.75	4.0	.75
10	3	1.00	1.94	5.0	1.00
12	3	1.00	2.19	6.0	1.00
14	3	1.00	2.25	6.0	1.00
16	3	1.25	2.50	6.0	1.25
18	3	1.25	2.69	6.0	1.25

HOW TO ORDER

EXAMPLE: FBXL-6-WW-CS-15 , 6" BY 15
 INCHES OVERALL FBXL SERIES
 TWO PLY T321 BELLOWS C/W
 6" X 3" LONG CARBON STEEL
 WELD ENDS WELDED E/E